



**ROLL BACKS**



**STRAIGHT TRUCKS**



**TILT DECKS**



**GRAPHICS**



**DROP DECKS**



**ECONOS**

**Founded in 1983**

Over the years Cramarolo has expanded to six North American locations to better serve you. Along the way our product has adapted to fit your ever-changing needs but one thing remains the same, our commitment to producing a quality product with the finest materials available. Take a look and you will see why Cramarolo is *The One You Want!*

**CRAMAROLO®**

*The One You Want!*

Newark, DE

Melbourne, FL

Northborough, MA

Las Vegas, NV

Walton Hills, OH

Ontario, Canada

**(800) 272-6276**

**+1-321-757-7611**

8/2018

**www.cramarotarps.com**

**CRAMAROLO®**

**Tarpaulin Systems**

*The One You Want!*



**TARP-ALL®**

**Rolling Tarp System With Quick Change Panel Design!**




## Standard sizes

- Fits 96" and 102" decks.
- Height: 7'6", 8'6" and 9'.
- Custom heights available.
- Drop Decks available.

## Bulkhead Frame


### Bulkhead Construction

- Made from 6061-T6 aluminum.
- Chain backing board.
- Lightweight and rigid.
- Dual cam lock design secures trolleys at six points.
- Optional LED spot lights.



### Quick Latch

- Fast, secure, and reliable.
- Spring loaded safety latch holds handle in place.




### Track

- Heavy duty 3/8" thick extruded T6 aluminum.
- 5/8" solid stainless steel ride surface.
- Strongest track in the industry.
- Maintenance free.
- Our c-channel design keeps the track free of debris.



### Track Wear Plate


- Solid stainless steel.
- Protects the track as the carrier bearing engages under tension.



- Aerodynamic design.
- Polished outer frame.
- 1/8" thick aluminum skin.
- Optional man door with key lock that latches in three locations.
- Optional nose cone.

### Tension Box

- Adjustable tension stop.
- Zinc plated worm drive with solid brass block.
- Catch plate joins the track to deck for a more stable rear trolley design.



## Trolleys

- 24" wide aluminum trolleys with 3/8" thick precision laser cut trolley plates.
- T6 aluminum pushup bars with adjustable straps.
- Three zinc plated steel rollers on all trolleys provide stable non-binding operation.
- All pulleys have pre-lubed sealed bearings.
- Two carrier bearings carry load while system is under tension.
- Optional additional risers maximize loading space bringing tarp droop 3" below the top tube.
- Trolley brake on both sides of front and rear trolleys.



## Foam Seal

- Weather tight seal against the bulkhead.
- Glued and riveted to main trolley.




## Trolley Connectors

- Bent with a galvanized steel tube on the inside of every corner for maximum strength.
- Joins at the sides for a leak free connection.
- Cross bracing designed to eliminate flex.




Optional rope and pulley rear flap.



## Rear Flap Cam

- 1 1/4" T6 aluminum tube.
- Four riveted stainless steel hinges per side.
- Flap stays secure.
- Fast locking toggle.



## Panels

- Heat sealed leak free construction.
- Replace a damaged panel and get back on the road.
- 20oz graphics ready vinyl.
- Two rubber seals keep the road spray out.
- Engineered to be weather tight.
- Our panel design provides a clean one piece look from front to back.
- Optional skylight in panels.
- Optional corner reinforcement available.
- Call for available colors.

*The One You Want!*